

**Number of Employees (Q3, 2025)**

69,209

**Number of Businesses (Q3, 2025)**


2,384

**New Hires (Q4, 2025)**

2,506

**Retention Rate (Q1, 2025)**

93%



**Projected Employees by 2035**

68,483

**Net Job Creation (2024)**

834

**New Online Job Postings (Feb, 2026)**

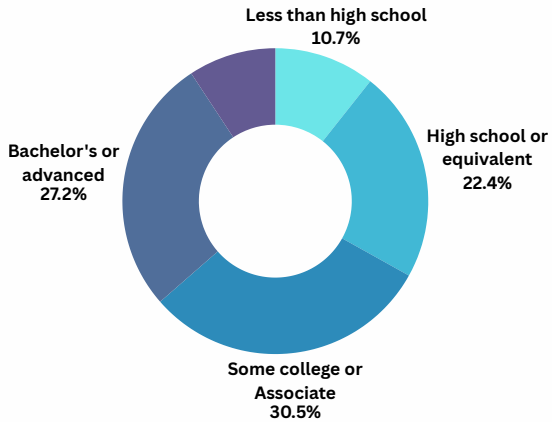
989

**Location Quotient (Q3, 2025)**

1.13



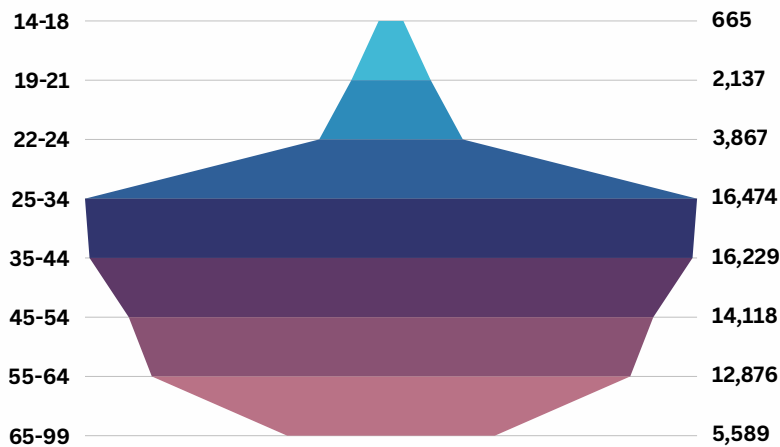
### Educational Attainment of Employees (Q2, 2025)



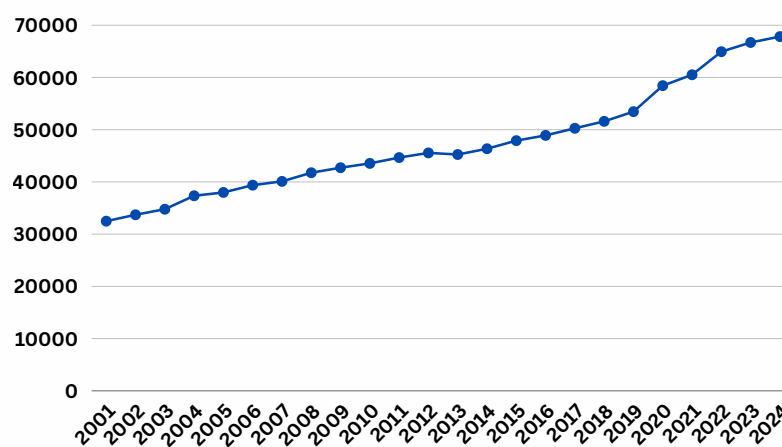
### Top 10 Occupations in Healthcare sector by Employment Size (2023)

1	Home Health and Personal Care Aides	6	Physicians
2	Registered Nurses	7	Therapists
3	Nursing Assistants, Orderlies, and Psychiatric Aides	8	Licensed Practical and Licensed Vocational Nurses
4	Miscellaneous Healthcare Support Occupations	9	Receptionists and Information Clerks
5	Secretaries and Administrative Assistants	10	Counselors

### Age Distribution of Employees (Q2, 2025)



### Average Annual Salary Trend (2001 - 2024)



**Average Salary (2024)**

\$67,827

**Wage Growth (10-years)**

46.3%