

Number of Employees (Q3, 2025)

69,209

Number of Businesses (Q3, 2025)


2,384

New Hires (Q4, 2025)

2,506

Retention Rate (Q1, 2025)

93%



Projected Employees by 2035

68,483

Net Job Creation (2024)

834

New Online Job Postings (Feb, 2026)

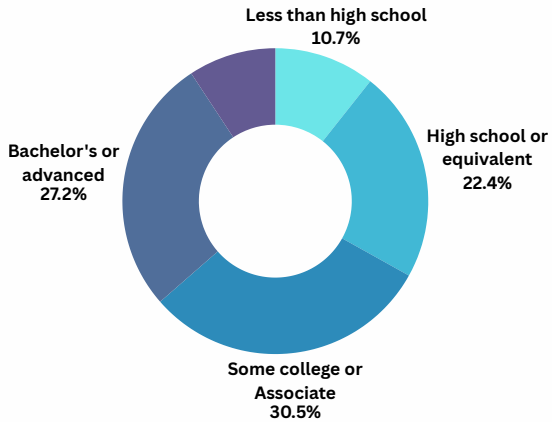
989

Location Quotient (Q3, 2025)

1.13



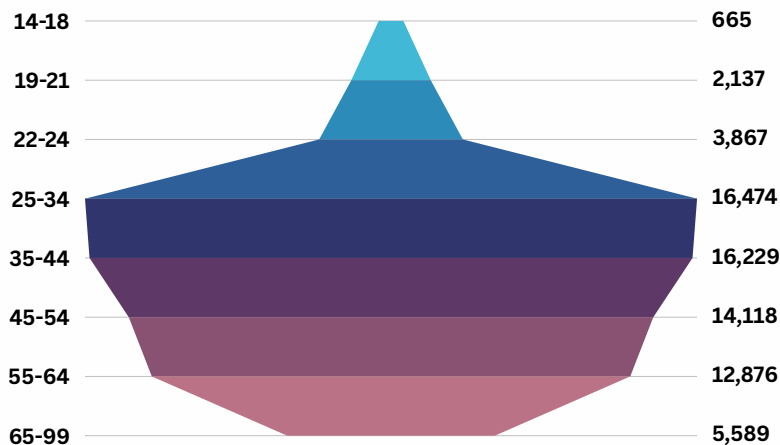
Educational Attainment of Employees (Q2, 2025)



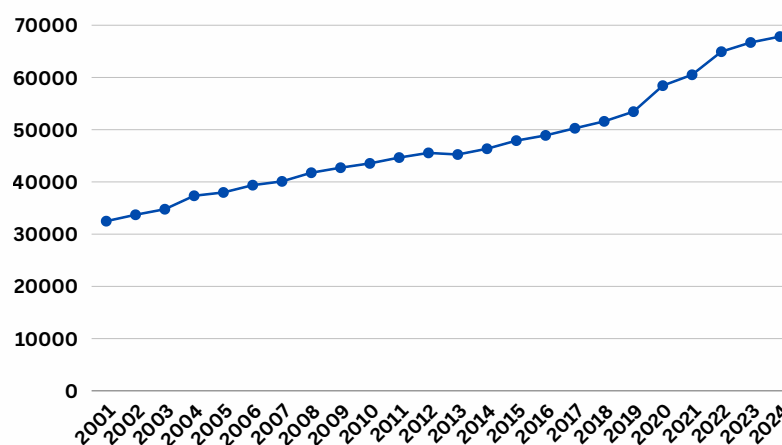
Top 10 Occupations in Healthcare sector by Employment Size (2023)

1	Home Health and Personal Care Aides	6	Physicians
2	Registered Nurses	7	Therapists
3	Nursing Assistants, Orderlies, and Psychiatric Aides	8	Licensed Practical and Licensed Vocational Nurses
4	Miscellaneous Healthcare Support Occupations	9	Receptionists and Information Clerks
5	Secretaries and Administrative Assistants	10	Counselors

Age Distribution of Employees (Q2, 2025)



Average Annual Salary Trend (2001 - 2024)



Average Salary (2024)

\$67,827

Wage Growth (10-years)

46.3%