

Number of Employees
(Q3, 2025)

36,290

Number of Businesses
(Q3, 2025)

766

New Hires
(Q3, 2025)

1,251

Retention Rate
(Q1, 2025)

95.2%

Projected Employees
by 2035

41,948

Net Job Creation
(2024)

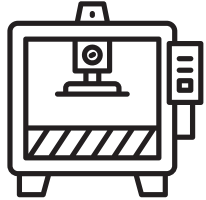

-41

New Online Job Postings
(Feb, 2026)

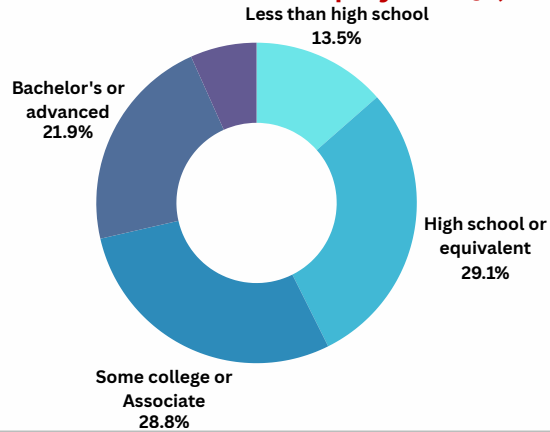
489

Location Quotient
(Q3, 2025)

1.22



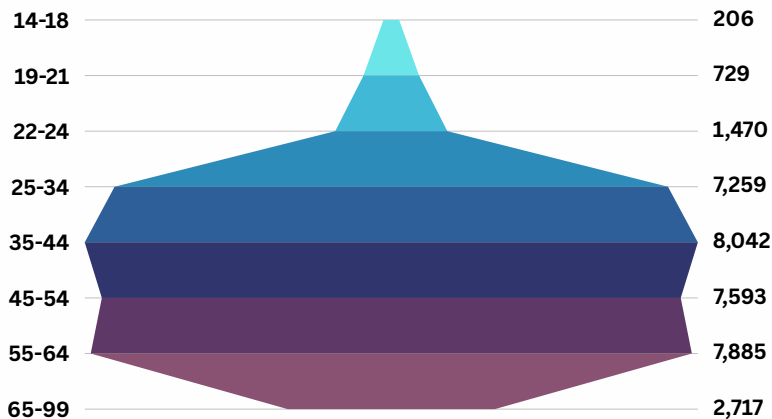
Educational Attainment of Employees (Q2, 2025)



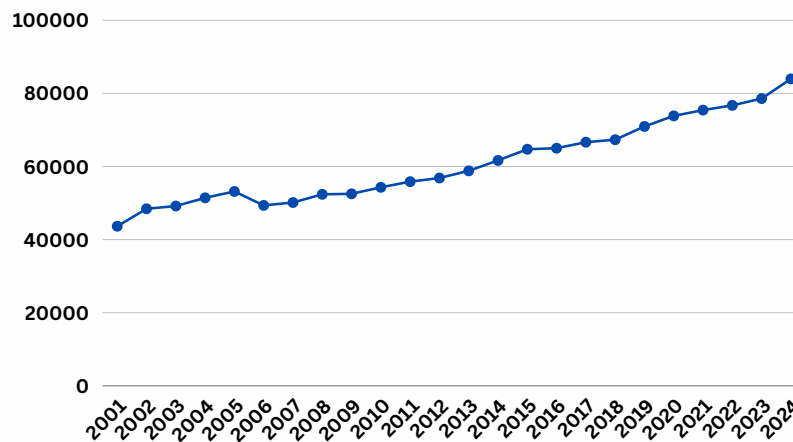
Top 10 Occupations in Manufacturing sector by Employment Size (2023)

1	Miscellaneous Assemblers and Fabricators	6	Electrical, Electronic, and Electromechanical Assemblers, Except Coil Winders, Tapers, and Finishers
2	First-Line Supervisors of Production and Operating Workers	7	Sales Representatives, Wholesale and Manufacturing, Except Technical and Scientific Products
3	Laborers and Freight, Stock, and Material Movers, Hand	8	General and Operations Managers
4	Packaging and Filling Machine Operators and Tenders	9	Industrial Engineers
5	Inspectors, Testers, Sorters, Samplers, and Weighers	10	Industrial Machinery Mechanics

Age Distribution of Employees (Q2, 2025)



Average Annual Salary Trend (2001 - 2024)



Average Salary
(2024)

\$83,960

Wage Growth
(10-years)

36.2%