

**Number of Employees (Q3, 2025)**

30,117

**Number of Businesses (Q3, 2025)**


1,928

**New Hires (Q3, 2025)**

646

**Retention Rate (Q1, 2025)**

88%



**Projected Employees by 2035**

33,210

**Net Job Creation (2024)**

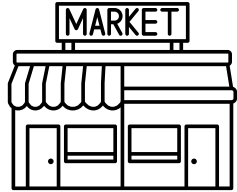
-4

**New Online Job Postings (Feb, 2026)**

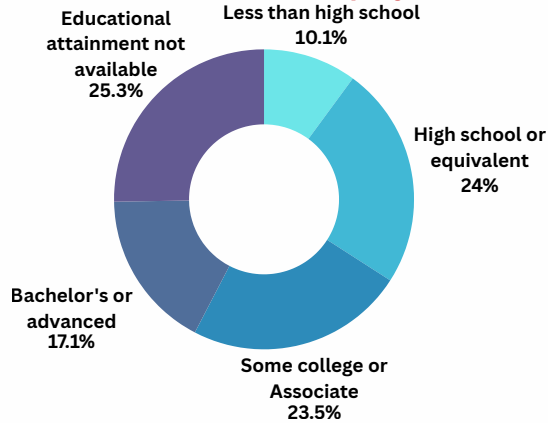
527

**Location Quotient (Q3, 2025)**

0.97




### Educational Attainment of Employees (Q2, 2025)



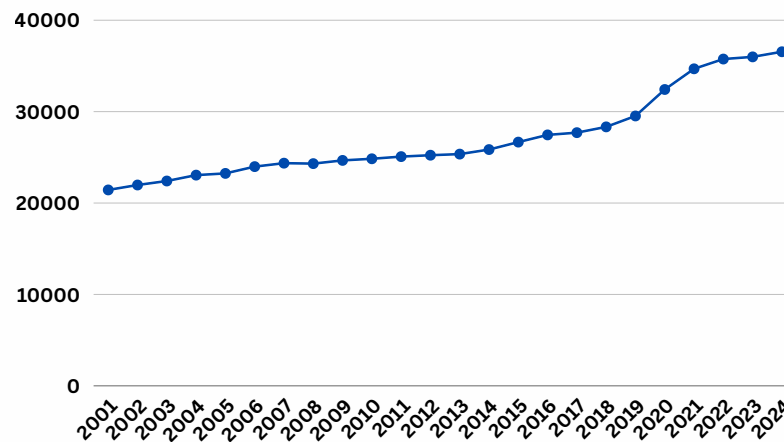
### Top 10 Occupations in Retail Trade sector by Employment Size (2023)

1	Retail Salespersons	6	Automotive Service Technicians and Mechanics
2	Cashiers	7	Fast Food and Counter Workers
3	Stockers and Order Fillers	8	Customer Service Representatives
4	First-Line Supervisors of Retail Sales Workers	9	Pharmacy Technicians
5	General and Operations Managers	10	Parts Salespersons

### Age Distribution of Employees (Q2, 2025)



### Average Annual Salary Trend (2001 - 2024)



**Average Salary (2024)**

\$36,551

**Wage Growth (10-years)**

41.4%