

**Number of Employees**  
(Q3, 2025)

30,117

**Number of Businesses**  
(Q3, 2025)

1,928

**New Hires**  
(Q3, 2025)

646

**Retention Rate**  
(Q1, 2025)

88%

**Projected Employees**  
by 2035

33,210

**Net Job Creation**  
(2024)


-4

**New Online Job Postings**  
(Feb, 2026)

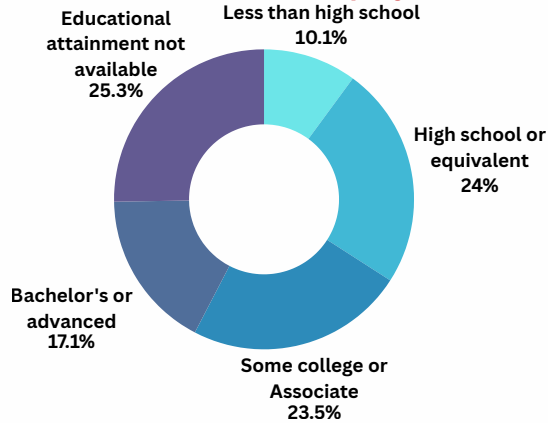
527

**Location Quotient**  
(Q3, 2025)

0.97




**Educational Attainment of Employees (Q2, 2025)**



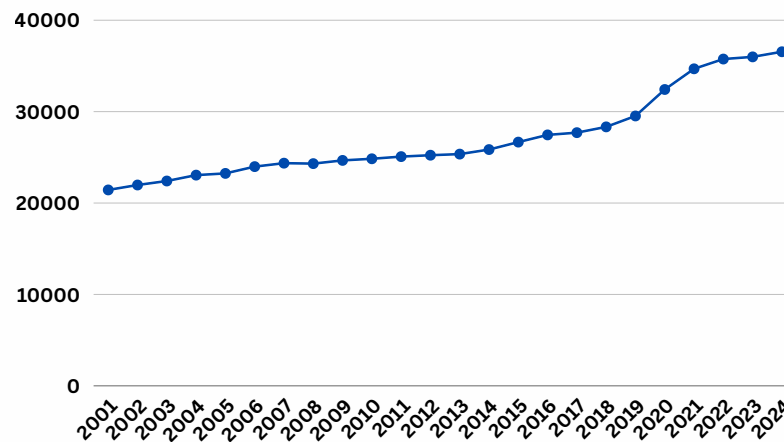
**Top 10 Occupations in Retail Trade sector by Employment Size (2023)**

1	Retail Salespersons	6	Automotive Service Technicians and Mechanics
2	Cashiers	7	Fast Food and Counter Workers
3	Stockers and Order Fillers	8	Customer Service Representatives
4	First-Line Supervisors of Retail Sales Workers	9	Pharmacy Technicians
5	General and Operations Managers	10	Parts Salespersons

**Age Distribution of Employees (Q2, 2025)**



**Average Annual Salary Trend (2001 - 2024)**



**Average Salary**  
(2024)

\$36,551

**Wage Growth**  
(10-years)

41.4%