

Number of Employees (Q3, 2025)

31,226

Number of Businesses (Q3, 2025)


734

New Hires (Q3, 2025)

658

Retention Rate (Q1, 2025)

88.0%



Projected Employees by 2035

41,841

Net Job Creation (2024)

93

New Online Job Postings (Feb, 2026)

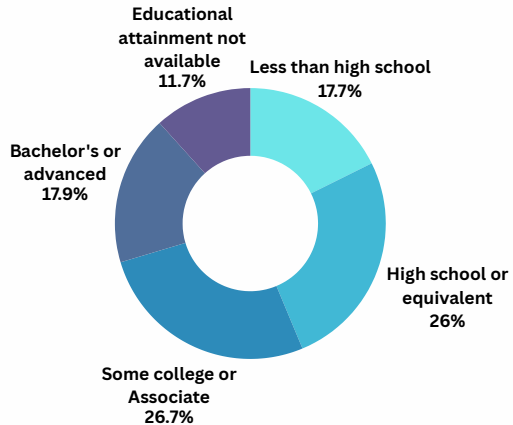
220

Location Quotient (Q3, 2025)

1.99



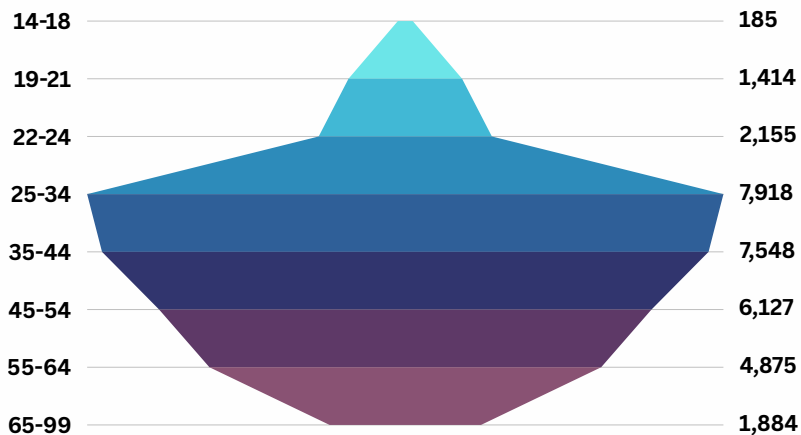
Educational Attainment of Employees (Q2, 2025)



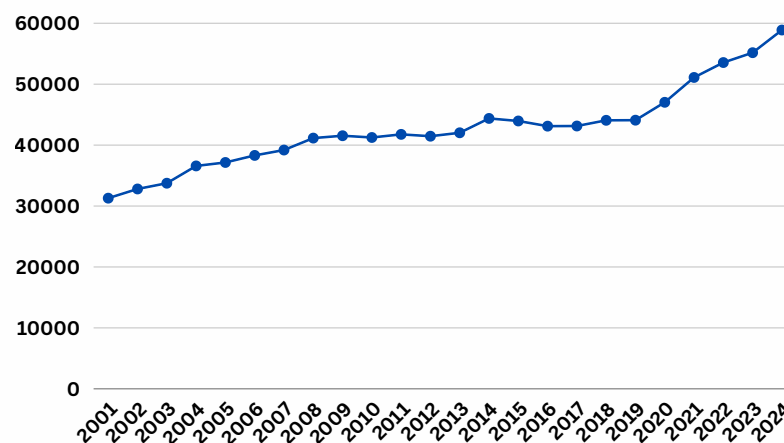
Top 10 Occupations in the sector by Employment Size (2023)

1	Laborers and Freight, Stock, and Material Movers, Hand	6	Packers and Packagers, Hand
2	Stockers and Order Fillers	7	First-Line Supervisors of Transportation and Material Moving Workers, Except Aircraft Cargo Handling Supervisors
3	Heavy and Tractor-Trailer Truck Drivers	8	Shipping, Receiving, and Inventory Clerks
4	Industrial Truck and Tractor Operators	9	General and Operations Managers
5	Light Truck Drivers	10	Customer Service Representatives

Age Distribution of Employees (Q2, 2025)



Average Annual Salary Trend (2001 - 2024)



Average Salary (2024)

\$58,884

Wage Growth (10-years)

32.7%