

**Number of Employees**  
(Q3, 2025)

31,226

**Number of Businesses**  
(Q3, 2025)


734

**New Hires**  
(Q3, 2025)

658

**Retention Rate**  
(Q1, 2025)

88.0%



**Projected Employees**  
by 2035

41,841

**Net Job Creation**  
(2024)

93

**New Online Job Postings**  
(Feb, 2026)

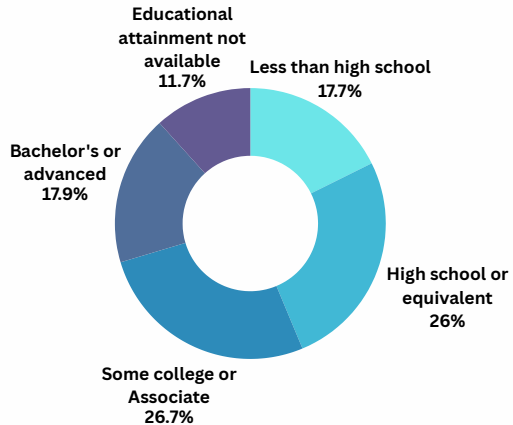
220

**Location Quotient**  
(Q3, 2025)

1.99



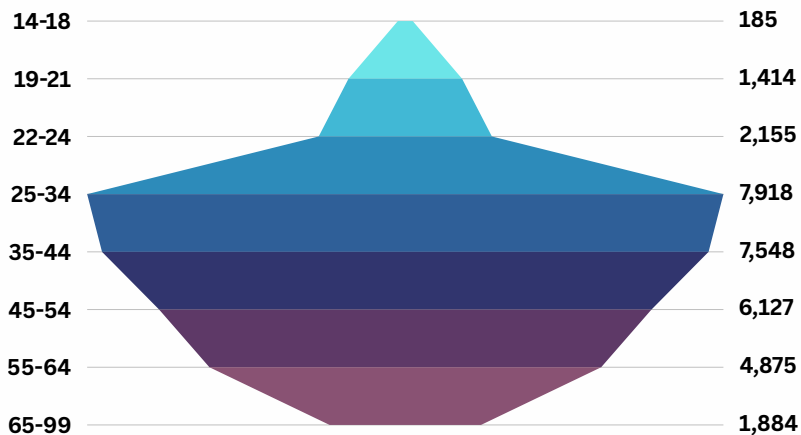
### Educational Attainment of Employees (Q2, 2025)



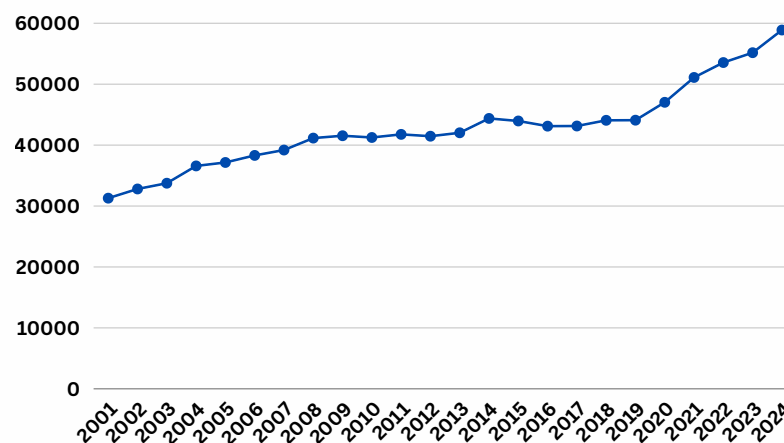
### Top 10 Occupations in the sector by Employment Size (2023)

1	Laborers and Freight, Stock, and Material Movers, Hand	6	Packers and Packers, Hand
2	Stockers and Order Fillers	7	First-Line Supervisors of Transportation and Material Moving Workers, Except Aircraft Cargo Handling Supervisors
3	Heavy and Tractor-Trailer Truck Drivers	8	Shipping, Receiving, and Inventory Clerks
4	Industrial Truck and Tractor Operators	9	General and Operations Managers
5	Light Truck Drivers	10	Customer Service Representatives

### Age Distribution of Employees (Q2, 2025)



### Average Annual Salary Trend (2001 - 2024)



**Average Salary**  
(2024)

\$58,884

**Wage Growth**  
(10-years)

32.7%